


DATA SHEET: 2315 nm FABRY-PEROT LASER DIODE

Brolis semiconductors Ltd.

Moletu pl. 73,
 LT-14259 Vilnius, Lithuania
 Phone: +370 611 18430
 Email: info@brolis-semicon.com
 http://www.brolis-semicon.com



Specification*

T = 20 °C, Continuous-wave operation

Parameter	Unit	Min.	Typ.	Max.
Resonator length	mm		1	
Ridge width	μm		5	
AR coating	%		3	
HR coating	%	95		
Threshold current @ 20 °C	mA		30	
Operating current @ 20 °C	mA	0		600
Operating voltage	V	0		1.5
Peak output power	mW		40	
Center wavelength @ 550 mA	nm		2315	
Mode properties				
Mode		Polarization		
Single-TE00		TE		

*** Exceeding maximum operating ratings can lead to permanent damage to the device! This can adversely affect device performance or lead to complete failure.**

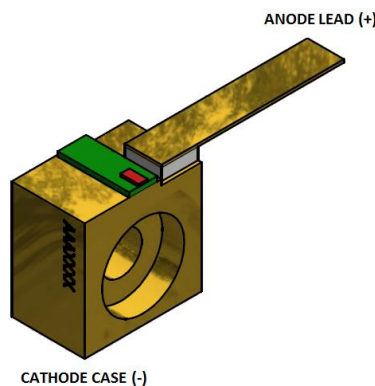


Fig. 1. C-mount contact configuration

Typical characteristics: C-mount package

Brolis semiconductors Ltd.

Moletu pl. 73,
 LT-14259 Vilnius, Lithuania
 Phone: +370 611 18430
 Email: info@brolis-semicon.com
<http://www.brolis-semicon.com>

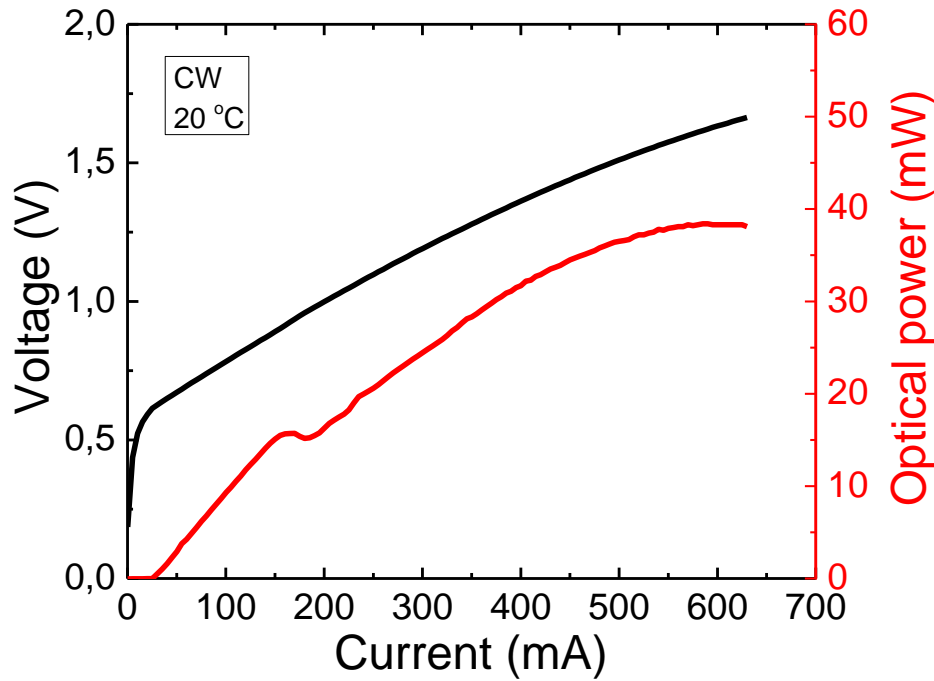


Fig. 2. Typical L-I-V characteristic

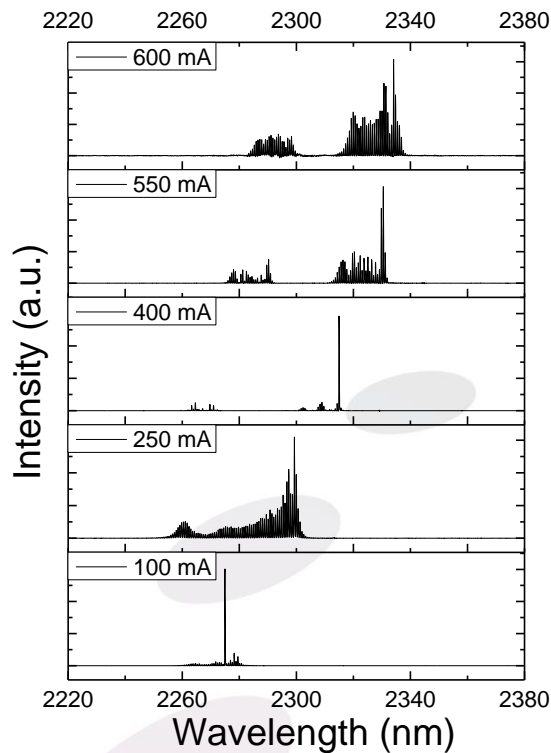


Fig. 3. Typical emission spectra at different driving currents (20 deg C)